

## CREDIT OPINION

11 April 2023

Update



Send Your Feedback

### Contacts

Andrea Wehmeier +49.69.70730.782  
 VP-Senior Analyst  
 andrea.wehmeier@moodys.com

Alexander Hendricks, +49.69.70730.779  
 CFA  
 Associate Managing Director  
 alexander.hendricks@moodys.com

Carola Schuler +49.69.70730.766  
 MD-Banking  
 carola.schuler@moodys.com

# Sparkassen-Finanzgruppe

## Update to credit analysis

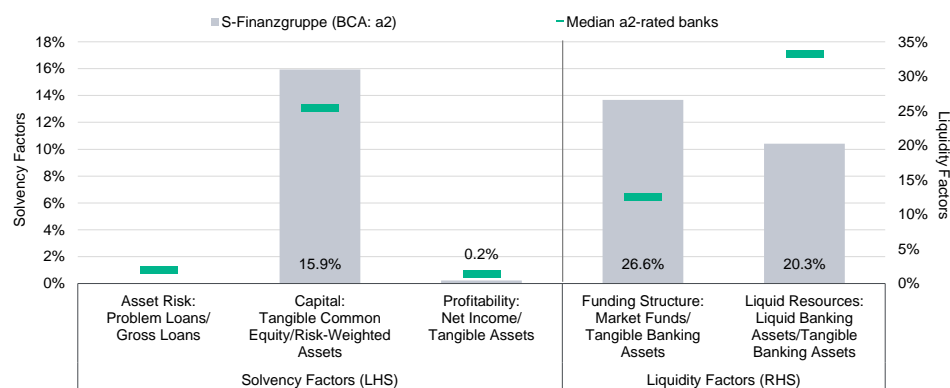
### Summary

[Sparkassen-Finanzgruppe](#)'s (S-Finanzgruppe) Aa2 (stable) corporate family rating (CFR) reflects the group's a2 Baseline Credit Assessment (BCA) and Adjusted BCA; two notches of rating uplift from our Advanced Loss Given Failure (LGF) analysis, which results in a very low loss given failure; and one notch of rating uplift from our assumption of moderate government support, reflecting S-Finanzgruppe's scale and high relevance to Germany's financial stability.

S-Finanzgruppe's a2 BCA reflects its strong asset quality; very strong and stable capitalisation; a defensive, deposit-focused funding profile; and sufficient balance-sheet liquidity. The BCA also takes into account the group's overall robustness given its leading market shares in Germany. Despite the economic downturn in the country, we expect S-Finanzgruppe to protect its capitalisation. Profitability challenges remain because of higher risk costs, the repricing of securities portfolios and deposits, pressuring the positive effect of the rising net interest margin on profitability.

Exhibit 1

### Rating Scorecard - Key financial ratios



The financial ratios for S-Finanzgruppe are as of year-end 2021.

Source: Moody's Financial Metrics™

In assigning the BCA and CFR to S-Finanzgruppe, we assess the group as if it operates as a single entity. This approach takes into consideration group member institutions' cohesion, solidarity — particularly among the savings banks — and their high level of co-operation. However, the members of S-Finanzgruppe do not constitute a single economic entity that functions with centralised management and control at the group level. The BCA and CFR apply only to the creditworthiness of the group as a whole rather than to individual members of the group.

## Credit strengths

- » Strong capitalisation, which provides an ample buffer against unexpected shocks
- » Good asset quality, benefitting from its focus on German borrowers and a reduction in concentration risks stemming from individual Landesbanks
- » Defensive funding profile, which benefits from prime access to German savings from granular retail and small and medium-sized enterprise (SME) deposits
- » Cohesion among member institutions of S-Finanzgruppe, codified in the institutional protection schemes (IPS)

## Credit challenges

- » Despite being supported by low credit risk costs, profitability lags that of international peers, and is challenged by rising risk costs, re-evaluation effects for securities and a stubbornly high cost base.
- » Moderate tail risks from German Landesbanks' international exposures persist and mainly relate to commercial real estate lending.

## Outlook

The stable rating outlook reflects our expectation that the German savings banks sector and its member banks will maintain stable fundamental credit strength with broadly unchanged key financial ratios over the next 12-18 months.

## Factors that could lead to an upgrade

- » Upward pressure on S-Finanzgruppe's CFR could only arise from upward pressure on its BCA, which will be driven by significantly and sustainably higher profitability of the sector, together with improvement in the group's asset-risk profile through reduced concentration risks and sustained capital levels.

## Factors that could lead to a downgrade

- » Downward pressure on S-Finanzgruppe's CFR could originate from pressure on its BCA, particularly if the group's overall solvency is weakened by its low profitability, or if Germany's [Strong+ macro profile](#) were to deteriorate.
- » If a number of member banks need support, with the necessary funds significantly compressing the sector's overall capitalisation, it could also strain the rating.

This publication does not announce a credit rating action. For any credit ratings referenced in this publication, please see the issuer/deal page on <https://ratings.moody's.com> for the most updated credit rating action information and rating history.

## Key indicators

Exhibit 2

### Sparkassen-Finanzgruppe (Consolidated Financials) [1]

	12-21 <sup>2</sup>	12-20 <sup>2</sup>	12-19 <sup>2</sup>	12-18 <sup>2</sup>	12-17 <sup>2</sup>	CAGR/Avg. <sup>3</sup>
Total Assets (EUR Billion)	2,431.9	2,346.1	2,273.5	2,178.2	2,129.5	3.4 <sup>4</sup>
Total Assets (USD Billion)	2,755.7	2,870.6	2,552.0	2,490.0	2,557.1	1.9 <sup>4</sup>
Tangible Common Equity (EUR Billion)	178.3	173.7	173.0	167.8	161.5	2.5 <sup>4</sup>
Tangible Common Equity (USD Billion)	202.0	212.6	194.2	191.9	193.9	1.0 <sup>4</sup>
Tangible Common Equity / Risk Weighted Assets (%)	15.9	16.5	16.4	16.6	16.7	16.4 <sup>5</sup>
Net Interest Margin (%)	1.1	1.2	1.3	1.3	1.4	1.3 <sup>5</sup>
PPI / Average RWA (%)	1.0	1.0	1.0	1.1	1.3	1.1 <sup>5</sup>
Net Income / Tangible Assets (%)	0.2	0.2	0.3	0.2	0.4	0.3 <sup>5</sup>
Cost / Income Ratio (%)	70.4	71.6	73.5	70.8	68.7	71.0 <sup>5</sup>
Market Funds / Tangible Banking Assets (%)	26.6	26.2	25.7	26.6	26.8	26.4 <sup>5</sup>
Liquid Banking Assets / Tangible Banking Assets (%)	20.3	19.7	17.2	17.1	16.8	18.2 <sup>5</sup>
Gross Loans / Due to Customers (%)	96.1	94.3	97.4	98.0	97.5	96.6 <sup>5</sup>

[1] All figures and ratios are adjusted using Moody's standard adjustments. [2] Basel III - fully loaded or transitional phase-in; LOCAL GAAP. [3] May include rounding differences because of the scale of reported amounts. [4] Compound annual growth rate (%) based on the periods for the latest accounting regime. [5] Simple average of Basel III periods. [6] Simple average of periods for the latest accounting regime.

Sources: Moody's Investors Service and company filings

## Profile

S-Finanzgruppe is a German financial institutions group that consists of more than 500 independent enterprises, including 359 savings banks as of January 2023, and five Landesbanks, including [Bayerische Landesbank](#) (BayernLB, Aa3 positive/Aa3 positive, baa2) The ratings shown are the bank's deposit rating and outlook/senior unsecured rating and outlook, and its BCA., [Landesbank Baden-Wuerttemberg](#) (LBBW, Aa3 stable/Aa3 stable, baa2), [Landesbank Berlin AG](#) (LBB, Aa3 stable/Aa3 stable, baa1), [Landesbank Hessen-Thüringen GZ](#) (Helaba, Aa3 stable/Aa3 stable, baa2), [Landesbank Saar](#) (SaarLB, A1 stable/A1 stable, ba1), [Norddeutsche Landesbank GZ](#) (NORD/LB, A3 positive/A3 positive, ba3), the asset manager [DekaBank Deutsche Girozentrale](#) (DekaBank, Aa2 stable/Aa2 stable, baa2), eight Landesbausparkassen (regional building societies) and nine primary insurance groups, and a number of other financial service companies.

As Germany's largest banking group, S-Finanzgruppe has a market share for lending to domestic corporates and self-employed individuals of around 40%, and around 35% for mortgage lending to private households. As of 31 December 2021, S-Finanzgruppe reported total aggregated assets of €2.4 trillion (2020: €2.4 trillion; 2019: €2.3 trillion), of which around 67% relate to the group of savings banks (2020: 61%; 2019: 59%).

The German Savings Banks Association (Deutscher Sparkassen- und Giroverband, DSGV) is the umbrella organisation of S-Finanzgruppe. Entities of S-Finanzgruppe are independent and managed on a decentralised basis. Most of the group's savings banks are institutions incorporated under public law and operate under municipal trusteeship.

For more information, please see S-Finanzgruppe's [Issuer Profile](#), the [German Banking System Profile](#) and the [update](#) on the German banking system published on 1 March 2023, when we changed the outlook on the German banking system to stable because of its stable asset quality and better earnings prospects in view of the rising rates.

## Detailed credit considerations

### Sound capital provides an ample buffer against unexpected shocks

Our assigned aa2 Capital score for S-Finanzgruppe reflects the group's strong capitalisation, which provides a substantial buffer against severe economic downturns. Our assessment takes into account additional capital-equivalent reserves and limitations around capital fungibility within members of the group. As of year-end 2021, S-Finanzgruppe's reported Tier 1 ratio was 15.7%, compared with 16.5% in 2020 and 16.1% in 2019. The decrease reflects around 2.6% higher equity over that period, including the addition to capital reserves (Fonds für allgemeine Bankrisiken); however, risk-weighted assets (RWA) grew by 6%, driven by loan growth, overcompensating the capital accumulation.

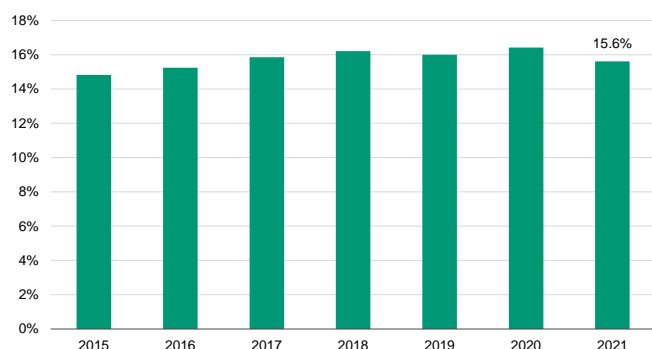
The German savings banks have ample capital to absorb considerable adverse market developments. In addition to disclosed and required capital, these banks have additional fully taxed reserves, which are undisclosed and exist in accordance with local accounting rules (Handelgesetzbuch, HGB). We do not expect any significant increase in capital ratios for S-Finanzgruppe in 2022 and beyond, reflecting moderately deteriorating asset quality and lending growth, which increases RWA, while capital generation from earnings remains only moderate at best.

Savings banks usually apply the standard approach, which leads to higher RWA compared with the internal ratings-based approaches, which prevail at Landesbanks. For savings banks, we estimate that RWA accounted for more than 50% of assets as of year-end 2021, while the average ratio for Landesbanks was around 30%. At the same time, the savings banks' Common Equity Tier 1 (CET1) capital ratio was 15.6% as of year-end 2021 (2020: 16.4%)<sup>1</sup>. This compares with an average CET1 ratio of 15.1% for Landesbanks as of year-end 2021 (2020: 16%)<sup>2</sup>.

Exhibit 3

**Savings banks have strong CET1 ratios**

Data in percentage terms, comparing average CET1 capital with RWA

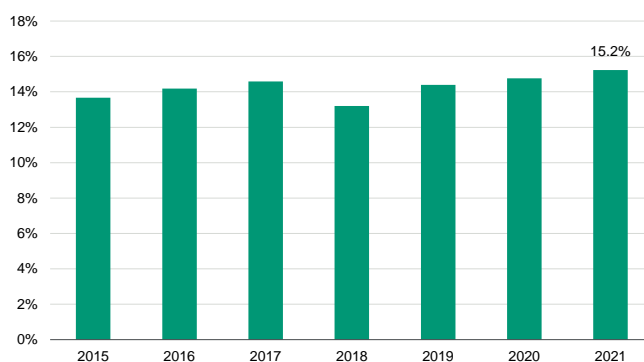


Source: DSGV

Exhibit 4

**Landesbanks' average CET1 ratio is broadly stable**

Data in percentage terms, comparing CET1 capital to RWA



This group includes BayernLB, DekaBank, Helaba, LBBW, NORD/LB and SaarLB, similar to Deutsche Bundesbank's breakdown of "Landesbanks".

Source: Company reports

Our favourable capital assessment for S-Finanzgruppe also takes into account the savings banks' high leverage ratio because equity accounted for 8.7% of their assets as of 2022 (2021: 8.5%, 2020: 8.7%)<sup>3</sup>. This ratio compares with 4.8% for the group of Landesbanks (2021: 5.4%, 2020: 5.3%), which is broadly stable at around 5% since 2013, but is significantly lower than that for savings banks.

Our capital assessment for S-Finanzgruppe takes into consideration certain advantages, which arise from their mutual support, codified in the group's set of several IPS<sup>4</sup>. Member banks of S-Finanzgruppe benefit from the omission of large lending limits and lower regulatory capital requirements because intragroup exposures benefit from 0% risk weight. Losing these sector-specific regulations, for example, triggered by the absence of support for a troubled member bank, will have negative repercussions for their capital ratios. Although such a scenario is unlikely, the effect would be significantly negative for creditors.

Because S-Finanzgruppe is a large, diverse group of independent financial institutions, capital cannot be freely allocated within it and the risk of member banks requiring support cannot be ruled out. Following the balance-sheet cleanup and capital strengthening measures for NORD/LB in December 2019, the risk profiles for all Landesbanks are better aligned with their core banking activities, rendering them more robust in the face of event risks or adverse economic conditions.

**Rising interest income benefits operating profits - challenges include rising risk costs and negative evaluation effects**

S-Finanzgruppe's assigned ba3 Profitability score is one notch above its initial score, the weakest individual factor score that we assign to Germany's largest financial institutions group. Our assessment is based on the combined results of all member banks and reflects the combination of chances and challenges that savings banks and Landesbanks face.

Higher rates, benefitting net interest income (NII), and the absence of extraordinary losses after the successful wind-down of non-core assets at the group's larger institutions, will support S-Finanzgruppe's aggregate earnings. The negative economic repercussions from

the energy and geopolitical crisis, which will increase credit provisions, rising rates that imply negative evaluation effects on securities portfolios, combined with the cost management are amongst the challenges.

For the savings banks, benign asset quality and ample loan growth helped balance the decline in interest margins and the rise in operating expenses during the low rate environment. Over 2020-22, savings banks' loans increased in aggregate by 11.4%. In 2022, for example, loans increased by 5.7% (2021: 5.4%), driven by 6.4% higher lending to corporates and self-employed individuals (2021: +5.4%), and 6.5% higher mortgages to private households and corporates (2021: +6.3%)<sup>5</sup>

For 2023-24, we expect earnings pressure to ease, as long as the repricing of deposits remains contained. The interest rate environment will be more favourable, while the uncertain operating environment could lead to a rise in risk costs and slower loan demand. The increased share of corporate loans will support the savings banks' NII generation capacity, given their shorter tenure, while the long-term stock of retail mortgage loans and the negative evaluation effects from the still largely unhedged securities books are a risk factor that could strain income in case of a further rise in rates. The pace of the repricing of deposits versus loans will be a key factor.

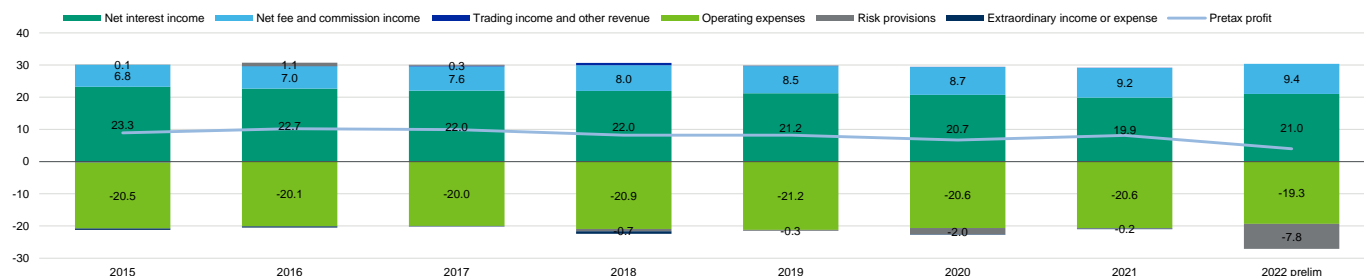
We expect the savings banks to make gradual progress in cost management, although noninterest income generation is challenged by the volatile equity markets and the decline in disposable household income because of high energy prices and related inflationary trends. However, given their public mandate to offer financial services through an extensive branch network countrywide, we expect moderate potential for achieving sizeable cost savings. The cost pressure facing the savings banks is mitigated by a gradual reduction in workforce, down 2.8% in 2021, after 2.1% in 2020 and around 2.6% in 2019.

In 2022, the savings banks' cost-to-income ratio declined visibly to 62.6% from levels around 65% in previous years, as revenue growth from a visibly stronger net interest income and continued higher fee and commission income outpaced a very contained rise in costs <sup>6</sup>.

Exhibit 5

### Savings banks reported stable pretax profit benefitting from very benign asset quality

Data in € billions



The savings banks' pretax profit is before the addition to capital reserves.

Source: Deutsche Bundesbank, DSGV for 2022 preliminary numbers

Preliminary results include a 19% increase of pre-provision income to €11.5 billion (equivalent to 0.8% of total assets, up from 0.6%), as higher rates and good demand for corporate loans lifted net interest income by 9.2% to €21 billion and fee and commission income increased by 3.9% to €9.4 billion, despite the headwinds from capital markets. Net income, however, remained stable at €1.5 billion, in line with 2020 and 2021 results (at 0.1% of total assets). Key driver for stable bottom line profits were -€7.9 billion in evaluation effects for the savings banks securities portfolio, while credit losses remained at a contained €0.4 billion.

The pretax and net income figures published by Deutsche Bundesbank for savings banks somewhat differ from the numbers disclosed by DSGV. This is mainly because the savings banks' association takes into consideration the addition to capital reserves (Fonds für allgemeine Bankrisiken) as provision expense, which reduces pretax profit. By contrast, the disclosures by Deutsche Bundesbank follow the breakdown of local accounting rules (HGB), where the fully taxed addition to capital reserves is reported "below the line", that is, after net income.

According to Deutsche Bundesbank data, German savings banks reported pretax profit (before the addition to capital reserves) of €8.2 billion in 2021, up from €6.7 billion in 2020 and in line with the €8.2 billion in 2019 and 2018. The recovery in earnings contrasts a lower pre-provision income of €8.5 billion (2020: €8.8 billion; 2019: €8.5 billion), reflecting lower NII of €19.9 billion (2020: €20.7

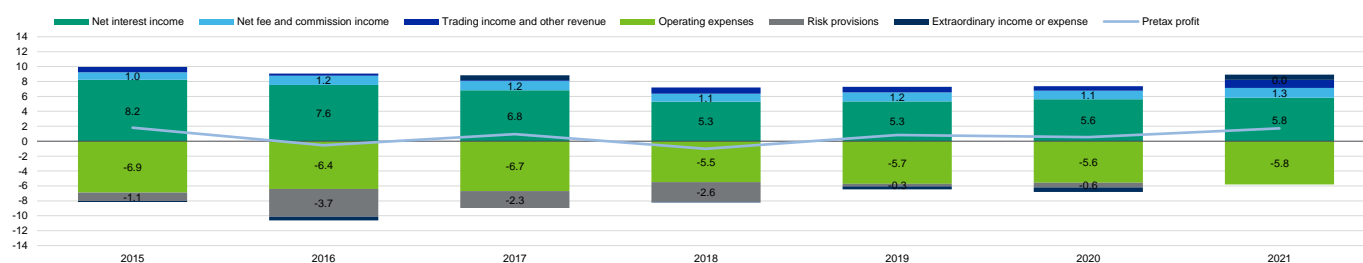
billion; 2019: €21.2 billion), balanced by higher fee income of €9.2 billion (2020: €8.7 billion; 2019: €8.5 billion) and stable operating expenses of €20.6 billion (2020: €20.6 billion). The improved results for 2021 are driven largely by lower credit provisions, which decreased to €0.2 billion in 2021, from €2.0 billion in 2020 (2019: €0.3 billion). In 2021, the savings banks added around €4.2 billion to capital reserves (2020: €2.9 billion, 2019: €4.4 billion).

For the first time since 2012, the Landesbanks' pretax profit exceeded €1 billion in 2021, rising to €1.7 billion, driven by a neutral risk result and positive one-off effects of €0.7 billion. Pretax profit for the group of German Landesbanks oscillated around breakeven for more than a decade, reflecting large swings in trading income and risk provisions, with the latter mostly driven by the deterioration in the asset quality of ship loans. The sizeable reduction in revenue over the last decade from around €12.2 billion in 2010 to around €8.2 billion in 2021 reflects the reduction in assets by around 47% over the same period and a decline in the number of banks in this group<sup>7</sup>. During 2022, Landesbanks' assets increased for the first time since the great financial crisis to €891 billion, from €805 billion in 2021.

#### Exhibit 6

#### Outlook for the Landesbanks' profitability is more positive after the balance-sheet cleanup in the last decade

Data in € billions



Included banks are BayernLB, DekaBank, Helaba, LBBW, NORD/LB and SaarLB.

Sources: Deutsche Bundesbank and company reports

According to aggregate data for S-Finanzgruppe, Germany's largest financial institutions group reported pretax profit of €6.0 billion in 2021, compared with €4.2 billion in 2020 and €4.8 billion in 2019. The stronger results in 2021 reflect lower credit provisions of €0.1 billion, compared with €2.9 billion in 2020 and €0.3 billion in 2019. In 2021, the group's aggregate pre-provision income increased by around 6% to €11.3 billion from €10.7 billion in 2020 (2019: €10.2 billion).

The main growth drivers were its slightly stronger revenue, at around €38.3 billion, and moderately lower operating expenses, at €27.0 billion. Aggregate NII for the group declined to €26.7 billion in 2021, from €27.6 billion in 2020 (2019: €27.8 billion), mostly balanced by stronger fee income of €10.6 billion (2020: €9.8 billion; 2019: €9.6 billion). In 2021, S-Finanzgruppe managed to reduce personnel expenses by around 2% to €15.7 billion (2020: €16.0 billion; 2019: €16.4 billion), while other administrative expenses, including regulatory charges, increased slightly to €11.3 billion (2020: 10.9 billion). S-Finanzgruppe's revenue remains highly dependent on NII, which constitutes 70% of it. However, because the share of fee income is rising, the group's dependence on NII has somewhat softened, down from 80% in 2015. During 2021, the group's aggregate net interest margin (calculated as NII [as a percentage of customer loans]) declined further to 1.9% in 2021 from 2.1% in 2020 and 2019 (2017: 2.46%).

S-Finanzgruppe's sector efficiency metrics compare less favourably with those of its international peers, as reflected by a cost-to-income ratio of around 70% in 2021 (2020: 72%, 2019: 73%, 2018: 71%). Cost containment is a key challenge for the group in the low interest rate environment and investments in digitalisation. To achieve a cost-to-income ratio similar to that of other highly rated banks or groups of banks, S-Finanzgruppe needs to reduce operating expenses by around 20% compared with its 2021 cost base.

#### Focus of lending activities to the German economy exposes S-Finanzgruppe to the domestic economic cycle

S-Finanzgruppe's Asset Risk score of a1 reflects strong risk profiles of its member savings banks and captures the business profiles of the group of Landesbanks, which have successfully and sustainably been de-risked over several years. However, as Germany's largest financial institutions group, S-Finanzgruppe needs to manage risk concentrations in export-driven industries, such as automotive and cyclical construction, which are key features of Germany's economic structure and are exposed to the overall economic cycle, that we expect to cool off towards year-end 2022 and the beginning of 2023. Savings banks, by contrast, manage a highly diversified and

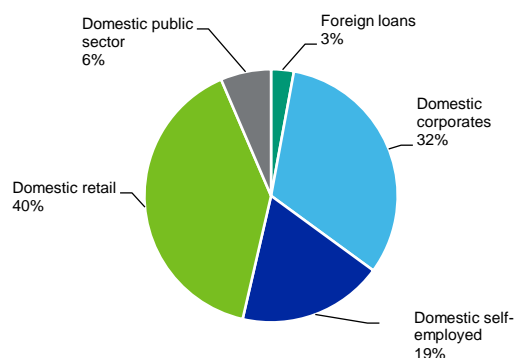
granular loan book, which is credit positive, although exposures to SMEs and self-employed are particularly prone to deterioration in financial strength because of their lower diversification and weaker ability to raise prices.

As of year-end 2022, the financially stronger savings banks accounted for around 64% of the aggregate assets of savings banks and Landesbanks, whereas a decade earlier, the financially weaker Landesbanks contributed most of combined assets. This shift towards the more stable, primarily retail-client-focused savings banks, together with the long-term de-risking and restructuring of the Landesbanks, which started after the global financial crisis, has resulted in a significant decline in the group's asset risks, which now better reflect the economic strengths and challenges of its home market.

Between 2015 and 2022, savings banks increased their exposure to domestic corporate loans (including self-employed) from around 40.3% to 45.2%<sup>8</sup> of their loan book. The sizeable growth in loans to these borrowers to €549 billion in 2022 (2021: €517 billion; 2020: €490 billion) exposes the banks to the risk of higher credit provisions in stressed economic conditions. Germany's savings banks have high concentrations to the property sector, at around 59% of total loans (2015: around 51%). The banks apply conservative underwriting criteria, leading to moderate loan-to-value ratios. However, German residential real estate prices accelerated until summer 2022, with indications of price growth outpacing fundamentals, particularly in large metropolitan areas. The savings banks' high exposure to this asset class could pose risks to asset quality and profitability, for example, if significant price corrections or rising unemployment triggers an increase in problem loans and thus in loan loss charges.

Exhibit 7

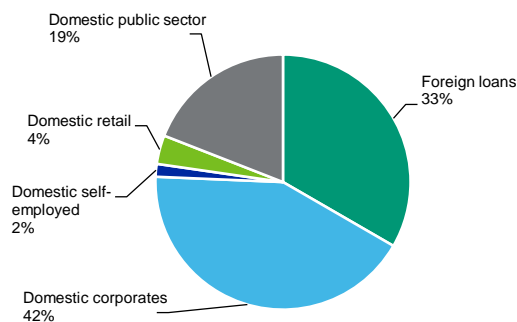
#### Loan book breakdown for savings banks Data as of year-end 2022



The chart shows selected loan categories in accordance with the classification of Deutsche Bundesbank.  
Source: Deutsche Bundesbank

Exhibit 8

#### Landesbanks have sizeable foreign loans Data as of year-end 2022



Included banks are BayernLB, DekaBank, Helaba, LBBW, NORD/LB and SaarLB.  
Source: Deutsche Bundesbank

S-Finanzgruppe's risk profile benefits from the reduction in assets at the group of Landesbanks by around 47% to €805 billion as of year-end 2021 from €1.5 trillion in 2010, although the trend reverted in 2022, when the entities grew their balance sheet to €891 billion again<sup>9</sup>. While this group of banks remains exposed to asset concentration risks, reflecting commercial real estate exposures, international lending and asset-based finance activities, their susceptibility to unexpected losses has significantly declined, reflecting their sizeable restructuring efforts over the last few years. This will lead to moderate credit costs associated with a certain deterioration in the asset quality of their primarily domestic customers.

### Strong funding benefiting from prime access to German depositors

S-Finanzgruppe's credit strength is strongly supported by sizeable and well-diversified deposits. This view is reflected in our assigned a2 Funding Structure score, which is three notches above the group's baa2 initial score. The positive adjustments take into account S-Finanzgruppe's high deposit granularity, reflecting its market leadership across Germany; the significant potential of savings banks to use their substantial mortgage books for secured funding in the capital markets, if needed; and the existence of sizeable covered bonds and promotional loans, provided by sovereign-related entities. These latter funding sources are less sensitive to credit developments and are therefore more reliable. However, our assessment also reflects the German Landesbanks' dependence on wholesale funding.



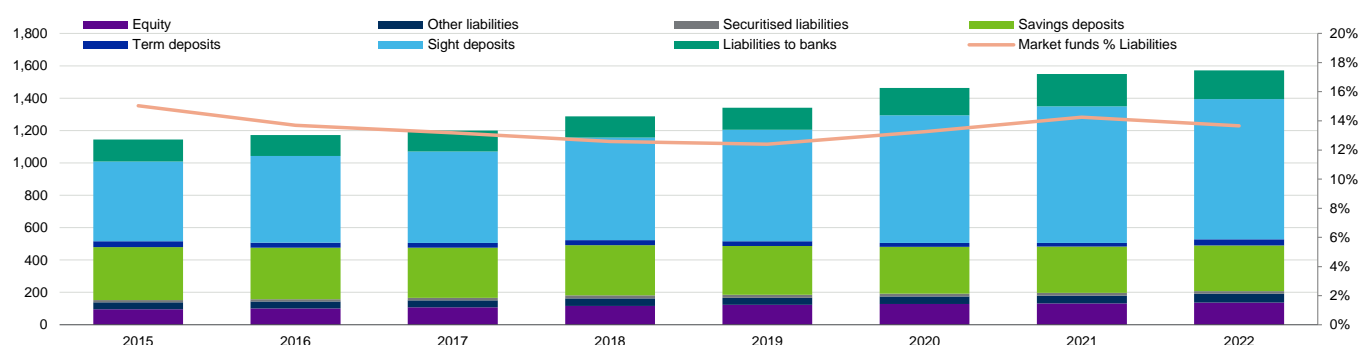
The strong funding profile for S-Finanzgruppe is supported by the savings banks' strong market position and its perceived stability. This allows for the collection of diversified and highly granular deposits. As of year-end 2022, the savings banks had aggregate deposits of €1.185 trillion compared with aggregate loans of €1.0 trillion, resulting in a favourable loan-to-deposit ratio of 88%, up from the very favourable level of 85% in recent years and in line with the levels observed in 2015 and 2010<sup>10</sup>. A large portion of the savings banks' excess funding — reflecting the difference between deposits and loans — of around €144 billion as of year-end 2022 (2021: €170 billion, 2020: €169 billion) is shared within member institutions of S-Finanzgruppe<sup>11</sup>.

The moderate decrease in the savings banks' market fund ratio to around 13.7% as of 2022 (2021: 14.2%, 2020: 13.3%) largely reflects the reduction in the member banks' participation in the European Central Bank's (ECB) TLTRO III programme in the second half of 2022, when the conditions became less favourable.

Exhibit 9

**Savings banks benefit from a strong retail deposit base**

Data in € billions



We include liabilities to banks and securitized liabilities to calculate a proxy for the savings banks' market funding dependence.

Source: Deutsche Bundesbank

The savings banks' sizeable and very granular deposits support the Landesbanks' funding needs, which have a high dependence on market funds. As of year-end, Landesbanks' loan-to-deposit ratio was 147%, reflecting the fact that loans of €386 billion are higher than liabilities to customers of €277 billion (2021: €157%, 2020: 147%)<sup>12</sup>.

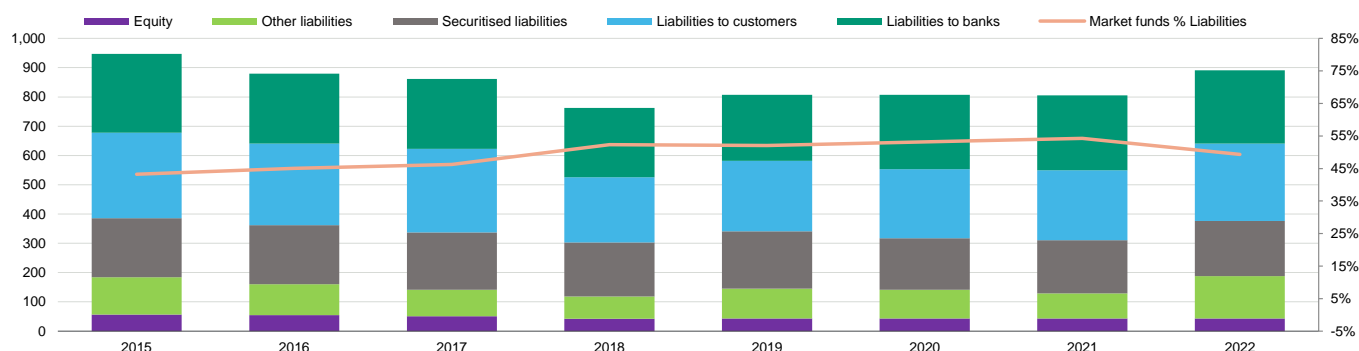
Despite the Landesbanks' significant efforts to reduce leverage — between 2008 and 2022, their aggregate assets declined from €1.7 trillion to €891 billion — their relative market funding dependence remained broadly stable, as expressed by a loan-to-deposit ratio of 135%-157% over the last decade. In line with that of savings banks, the reduction in the Landesbank's market funding ratio to 49.3% in 2022 (2021: 54%, 2020: 53.2%) is driven by the reduction in TLTRO, combined with an increase in deposits to €264 billion (2021: €239 billion, 2020: 236 billion), outpacing loan growth. Going forward, we expect Landesbank to resume a growth path, the deleveraging of the past decade has come to an end amid the completion of restructuring efforts.



Exhibit 10

**Landesbanks' market funding dependence remained broadly unchanged**

Data in € billions



We include liabilities to banks and securitised liabilities to calculate a proxy for the Landesbanks' market funding.

Source: Deutsche Bundesbank

**Sizeable liquidity supported by high-quality financial securities**

S-Finanzgruppe's assigned Liquid Resources score of baa1 is in line with the group's initial score. Our assessment takes into consideration the high quality of liquid assets and additional, ECB-eligible securities held in savings banks' held-to-maturity portfolios, balanced by asset encumbrance, which arises from issued covered bonds, repurchase (repo) activities and intragroup exposures.

S-Finanzgruppe's liquidity strongly supports our assessment of the group's favourable credit profile. As of year-end 2021, aggregate liquid assets within the group were €799 billion and included €266 billion in cash, €227 billion in claims on banks and €306 billion of financial securities (2020: €778 billion, 2019: €711 billion)<sup>13</sup>.

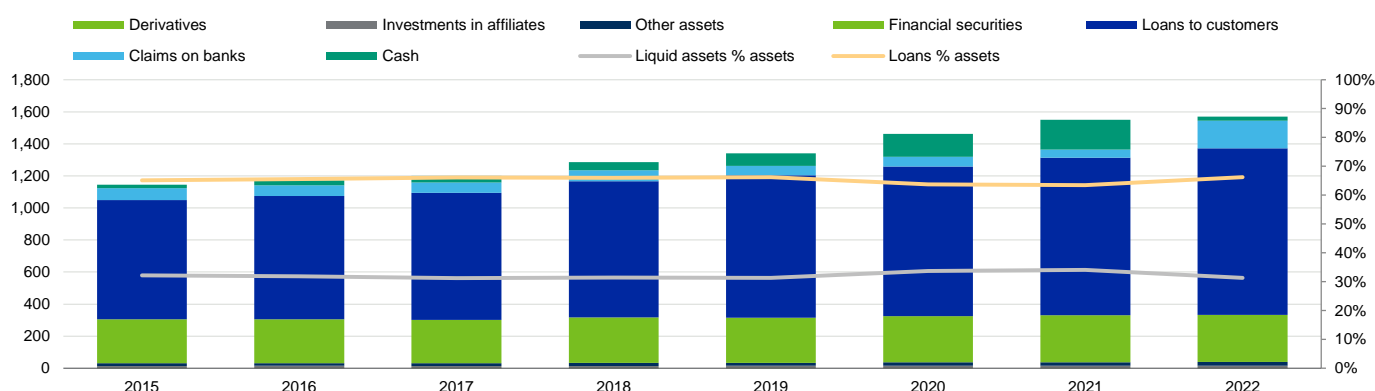
As of year-end 2022, liquid assets at savings banks accounted for 31% of their balance sheets, slightly down from around 34% 2021 and 2020, with cash holdings now back at levels before the ECB (2%) introduced TLTRO, while claims on banks increased significantly again (11%) and financial securities (19%) remained stable<sup>14</sup>.

The savings banks' liquidity coverage ratio (LCR) was around 175% as of year-end 2021, compared with 204% in 2020 and 188% in 2019<sup>15</sup>.

Exhibit 11

**The savings banks' liquid assets have remained stable with focus shifting to cash and interbank**

Data in € billions



We include cash, claims on banks and financial securities for calculating the savings banks' liquid assets.

Source: Deutsche Bundesbank

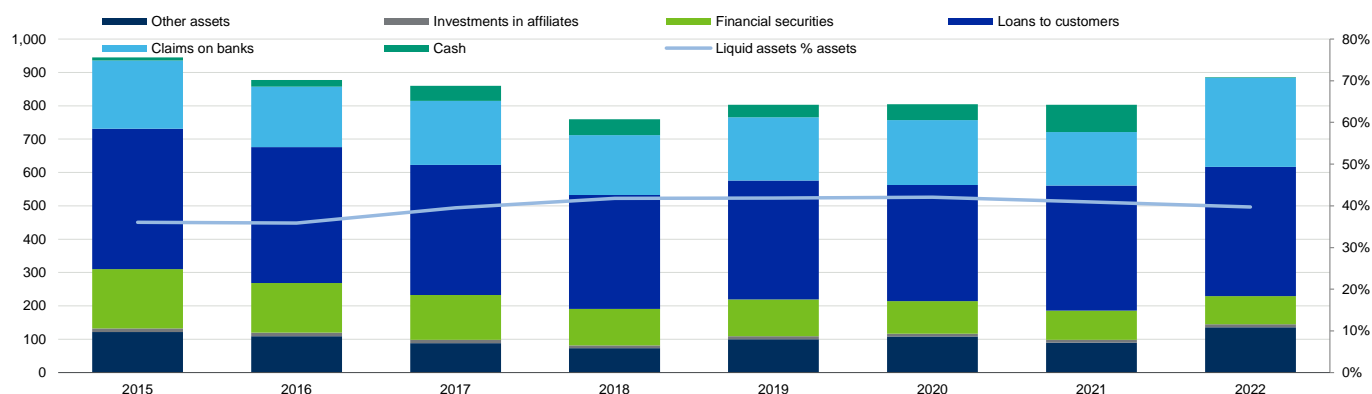
As of year-end 2022, liquid assets at German Landesbanks accounted for around 40% of assets, compared with 41% in 2021, and 42% in 2020. The ratio has remained broadly stable since 2017, despite the banks' TLTRO participations. Given the phasing out of the central bank measures, Landesbanks reduced cash holdings significantly to around 1% of assets, from 10% in 2021 and around 6% in 2020. For

our calculation of liquid assets for the group of Landesbanks, we also include claims on banks (30%) and financial securities (10%)<sup>16</sup>. Reported LCRs for Landesbanks ranged between 135% and 250% in 2021 (2019: 124% and 225%).

Exhibit 12

**Compared with savings banks, Landesbanks operate with larger claims on banks (light blue) and lower financial securities (light green)**

Data in € billions



We include cash, claims on banks and financial securities for calculating the Landesbanks' liquid assets.

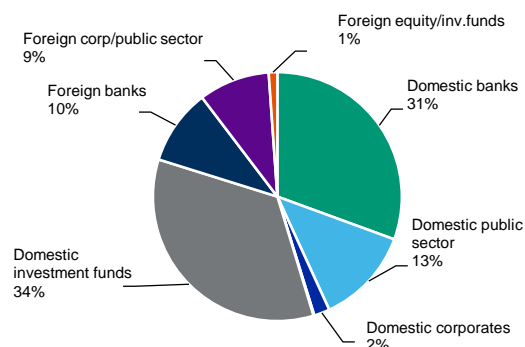
Source: Deutsche Bundesbank

The savings banks' financial securities have very high quality, reflecting the large share of domestic issuers, including German public-sector entities. This view is supported by the lack of exposure to equities and is somewhat balanced by the relatively high portion of investment funds, which mostly relate to fixed-income securities.

Exhibit 13

**Around 80% of savings banks' financial securities are to domestic issuers**

Data in percentage terms, as of 2022

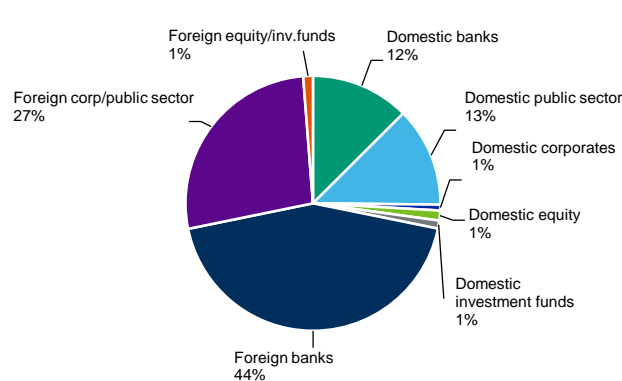


Source: Deutsche Bundesbank

Exhibit 14

**Two-thirds of Landesbanks' financial securities are exposed to foreign issuers**

Data in percentage terms, as of 2022



This group includes BayernLB, DekaBank, Helaba, LBBW, NORD/LB and SaarLB.

Source: Deutsche Bundesbank

## Macro profile of Strong+

S-Finanzgruppe's BCA is supported by its Strong+ macro profile, which is derived from the group's weighted average credit exposures, reflecting an around 80% exposure to Germany, around 15% to the EU and around 5% worldwide. S-Finanzgruppe's Strong+ macro profile matches the assigned German macro profile, which is largely determined by the country's very high economic, institutional and government financial strength, and very low susceptibility to event risk.

## ESG considerations

### Sparkassen-Finanzgruppe's ESG Credit Impact Score is Neutral-to-Low CIS-2

Exhibit 15

#### ESG Credit Impact Score

# CIS-2

## Neutral-to-Low

For an issuer scored CIS-2 (Neutral-to-Low), its ESG attributes are overall considered as having a neutral-to-low impact on the current rating; i.e., the overall influence of these attributes on the rating is non-material.



Source: Moody's Investors Service

Sparkassen-Finanzgruppe's ESG Credit Impact Score is neutral-to-low (**CIS-2**). This reflects the mitigating rating benefits of the entire group, which include advantages from its diversified legal and business configuration and its overall dominant domestic market position, all of which offsetting moderate governance risks. The group's corporate governance risks are largely reflective of relative weaknesses at the level of its member banks, including most Landesbanks, and represent largely subdued operational efficiency and an unambitious financial strategy particularly at the Landesbanks. Environmental and social factors have a limited impact on the bank's credit profile to date.

Exhibit 16

#### ESG Issuer Profile Scores

ENVIRONMENTAL

# E-3

Moderately Negative



SOCIAL

# S-4

Highly Negative



GOVERNANCE

# G-3

Moderately Negative



Source: Moody's Investors Service

### Environmental

Sparkassen-Finanzgruppe faces moderate exposure to environmental risks primarily because of its member banks' portfolio exposure to carbon transition risks. In line with its peers, Sparkassen-Finanzgruppe is facing mounting business risks and stakeholder pressure to meet broader carbon transition goals. Carbon transition risks relate mostly to the member banks' corporate loan book. In response, the member banks are actively engaging in optimising their loan portfolios towards less carbon-intensive assets, though progress varies significantly amongst members.

### Social

Sparkassen-Finanzgruppe's members face high industrywide customer relations risks related to regulatory risk, litigation exposure and high compliance standards in their operations. High cyber and personal data risks are mitigated by technology solutions and organisational measures to prevent data breaches.

### Governance

Sparkassen-Finanzgruppe's governance risks are moderate, reflecting the member banks' largely unambitious financial strategy and relatively subdued profitability and elevated cost structures, in addition to above average political representation on individual supervisory boards. Sparkassen-Finanzgruppe's decentralized structure embeds limits to central empowerment and usually requires

a lengthier debate before important strategic decisions get taken, although member banks' risk management and organisational structures are in line with industry practices. Managements' ability to address the member banks' subdued profitability remains a concern because it provides only a limited buffer against adverse developments. With regards to the composition of board of directors, political representatives of owners still play a prominent role. Germany's developed institutional framework mitigates associated governance risks.

ESG Issuer Profile Scores and Credit Impact Scores for the rated entity/transaction are available on Moodys.com. In order to view the latest scores, please click [here](#) to go to the landing page for the entity/transaction on MDC and view the ESG Scores section.

## Support and structural considerations

### Notching for CFR

S-Finanzgruppe is a conglomerate of diverse financial institutions in Germany. Therefore, it is not a banking group in the context of the European Capital Requirement Regulation. S-Finanzgruppe is, therefore, not a regulated group (Konzern), but all of its affiliated institutions are subject to the applicable regulation for banks or other financial institutions. As a result, the EU's Bank Recovery and Resolution Directive, which is an operational resolution regime, does not apply to S-Finanzgruppe but only to its member banking institutions individually. Thus, our CFR for S-Finanzgruppe reflects the risk characteristics of a notional single class of debt assumed to fund its aggregate balance sheet.

Our Advanced LGF analysis suggests that this notional instrument would face very low losses in resolution. This results in two notches of uplift to the CFR compared with S-Finanzgruppe's BCA of a2, and hence, a Preliminary Rating Assessment of aa3.

### Government support considerations

We expect a moderate probability of government support, resulting in a one-notch rating uplift for S-Finanzgruppe. Our government support assumption reflects S-Finanzgruppe's size and high relevance to Germany's financial stability.

## Methodology and scorecard

### Methodology

The principal methodology we use in rating S-Finanzgruppe is the [Banks Methodology](#), published in July 2021.

### About Moody's Bank Scorecard

Our scorecard is designed to capture, express and explain in summary form our Rating Committee's judgement. When read in conjunction with our research, a fulsome presentation of our judgement is expressed. As a result, the output of our scorecard may materially differ from that suggested by raw data alone (though it has been calibrated to avoid the frequent need for strong divergence). The scorecard output and the individual scores are discussed in rating committees and may be adjusted up or down to reflect conditions specific to each rated entity.

## Rating methodology and scorecard factors

Exhibit 17

### Sparkassen-Finanzgruppe

Macro Factors							
Weighted Macro Profile		Strong +	100%				
Factor	Historic Ratio	Initial Score	Expected Trend	Assigned Score	Key driver #1	Key driver #2	
Solvency							
Asset Risk							
Problem Loans / Gross Loans	-	-	-	a1	Quality of assets	Sector concentration	
Capital							
Tangible Common Equity / Risk Weighted Assets (Basel III - transitional phase-in)	15.9%	aa3	↔	aa2	Risk-weighted capitalisation	Expected trend	
Profitability							
Net Income / Tangible Assets	0.2%	b1	↔	ba3	Return on assets	Expected trend	
Combined Solvency Score		a2		a2			
Liquidity							
Funding Structure							
Market Funds / Tangible Banking Assets	26.6%	baa2	↔	a2	Market funding quality	Deposit quality	
Liquid Resources							
Liquid Banking Assets / Tangible Banking Assets	20.3%	baa1	↔	baa1	Quality of liquid assets	Additional liquidity resources	
Combined Liquidity Score		baa2		a3			
Financial Profile				a2			
Qualitative Adjustments				Adjustment			
Business Diversification				0			
Opacity and Complexity				0			
Corporate Behavior				0			
Total Qualitative Adjustments				0			
Sovereign or Affiliate constraint				Aaa			
BCA Scorecard-indicated Outcome - Range				a1 - a3			
Assigned BCA				a2			
Affiliate Support notching				0			
Adjusted BCA				a2			

**Balance Sheet is not applicable.**

[1] Where dashes are shown for a particular factor (or sub-factor), the score is based on non-public information.

Source: Moody's Investors Service

## Ratings

Exhibit 18

Category	Moody's Rating
SPARKASSEN-FINANZGRUPPE	
Outlook	Stable
Baseline Credit Assessment	a2
Adjusted Baseline Credit Assessment	a2
Corporate Family Rating -Dom Curr	Aa2

Source: Moody's Investors Service

## Endnotes

[1](#) Source: DSGVO.

[2](#) This reflects the average ratio for BayernLB, DekaBank, Helaba, LBBW, NORD/LB and SaarLB.

[3](#) Source: Deutsche Bundesbank

[4](#) This scheme includes rules for mutual support within groups of banks to ensure the liquidity and solvency of their member institutions.

[5](#) Source: Deutsche Bundesbank.

[6](#) Source: DSGVO.

[7](#) Deutsche Bundesbank's group of Landesbanks had 10 banks in 2010 and five in 2022.

[8](#) Source: Deutsche Bundesbank.

[9](#) Source: Deutsche Bundesbank.

[10](#) Source: Deutsche Bundesbank

[11](#) Source: Deutsche Bundesbank

[12](#) Source: Deutsche Bundesbank.

[13](#) Source: DSGVO.

[14](#) Source: Deutsche Bundesbank.

[15](#) Source: DSGVO.

[16](#) Source: Deutsche Bundesbank.

© 2023 Moody's Corporation, Moody's Investors Service, Inc., Moody's Analytics, Inc. and/or their licensors and affiliates (collectively, "MOODY'S"). All rights reserved. CREDIT RATINGS ISSUED BY MOODY'S CREDIT RATINGS AFFILIATES ARE THEIR CURRENT OPINIONS OF THE RELATIVE FUTURE CREDIT RISK OF ENTITIES, CREDIT COMMITMENTS, OR DEBT OR DEBT-LIKE SECURITIES, AND MATERIALS, PRODUCTS, SERVICES AND INFORMATION PUBLISHED BY MOODY'S (COLLECTIVELY, "PUBLICATIONS") MAY INCLUDE SUCH CURRENT OPINIONS. MOODY'S DEFINES CREDIT RISK AS THE RISK THAT AN ENTITY MAY NOT MEET ITS CONTRACTUAL FINANCIAL OBLIGATIONS AS THEY COME DUE AND ANY ESTIMATED FINANCIAL LOSS IN THE EVENT OF DEFAULT OR IMPAIRMENT. SEE APPLICABLE MOODY'S RATING SYMBOLS AND DEFINITIONS PUBLICATION FOR INFORMATION ON THE TYPES OF CONTRACTUAL FINANCIAL OBLIGATIONS ADDRESSED BY MOODY'S CREDIT RATINGS. CREDIT RATINGS DO NOT ADDRESS ANY OTHER RISK, INCLUDING BUT NOT LIMITED TO: LIQUIDITY RISK, MARKET VALUE RISK, OR PRICE VOLATILITY. CREDIT RATINGS, NON-CREDIT ASSESSMENTS ("ASSESSMENTS"), AND OTHER OPINIONS INCLUDED IN MOODY'S PUBLICATIONS ARE NOT STATEMENTS OF CURRENT OR HISTORICAL FACT. MOODY'S PUBLICATIONS MAY ALSO INCLUDE QUANTITATIVE MODEL-BASED ESTIMATES OF CREDIT RISK AND RELATED OPINIONS OR COMMENTARY PUBLISHED BY MOODY'S ANALYTICS, INC. AND/OR ITS AFFILIATES. MOODY'S CREDIT RATINGS, ASSESSMENTS, OTHER OPINIONS AND PUBLICATIONS DO NOT CONSTITUTE OR PROVIDE INVESTMENT OR FINANCIAL ADVICE, AND MOODY'S CREDIT RATINGS, ASSESSMENTS, OTHER OPINIONS AND PUBLICATIONS ARE NOT AND DO NOT PROVIDE RECOMMENDATIONS TO PURCHASE, SELL, OR HOLD PARTICULAR SECURITIES. MOODY'S CREDIT RATINGS, ASSESSMENTS, OTHER OPINIONS AND PUBLICATIONS DO NOT COMMENT ON THE SUITABILITY OF AN INVESTMENT FOR ANY PARTICULAR INVESTOR. MOODY'S ISSUES ITS CREDIT RATINGS, ASSESSMENTS AND OTHER OPINIONS AND PUBLISHES ITS PUBLICATIONS WITH THE EXPECTATION AND UNDERSTANDING THAT EACH INVESTOR WILL, WITH DUE CARE, MAKE ITS OWN STUDY AND EVALUATION OF EACH SECURITY THAT IS UNDER CONSIDERATION FOR PURCHASE, HOLDING, OR SALE.

MOODY'S CREDIT RATINGS, ASSESSMENTS, OTHER OPINIONS, AND PUBLICATIONS ARE NOT INTENDED FOR USE BY RETAIL INVESTORS AND IT WOULD BE RECKLESS AND INAPPROPRIATE FOR RETAIL INVESTORS TO USE MOODY'S CREDIT RATINGS, ASSESSMENTS, OTHER OPINIONS OR PUBLICATIONS WHEN MAKING AN INVESTMENT DECISION. IF IN DOUBT YOU SHOULD CONTACT YOUR FINANCIAL OR OTHER PROFESSIONAL ADVISER.

ALL INFORMATION CONTAINED HEREIN IS PROTECTED BY LAW, INCLUDING BUT NOT LIMITED TO, COPYRIGHT LAW, AND NONE OF SUCH INFORMATION MAY BE COPIED OR OTHERWISE REPRODUCED, REPACKAGED, FURTHER TRANSMITTED, TRANSFERRED, DISSEMINATED, REDISTRIBUTED OR RESOLD, OR STORED FOR SUBSEQUENT USE FOR ANY SUCH PURPOSE, IN WHOLE OR IN PART, IN ANY FORM OR MANNER OR BY ANY MEANS WHATSOEVER, BY ANY PERSON WITHOUT MOODY'S PRIOR WRITTEN CONSENT.

MOODY'S CREDIT RATINGS, ASSESSMENTS, OTHER OPINIONS AND PUBLICATIONS ARE NOT INTENDED FOR USE BY ANY PERSON AS A BENCHMARK AS THAT TERM IS DEFINED FOR REGULATORY PURPOSES AND MUST NOT BE USED IN ANY WAY THAT COULD RESULT IN THEM BEING CONSIDERED A BENCHMARK.

All information contained herein is obtained by MOODY'S from sources believed by it to be accurate and reliable. Because of the possibility of human or mechanical error as well as other factors, however, all information contained herein is provided "AS IS" without warranty of any kind. MOODY'S adopts all necessary measures so that the information it uses in assigning a credit rating is of sufficient quality and from sources MOODY'S considers to be reliable including, when appropriate, independent third-party sources. However, MOODY'S is not an auditor and cannot in every instance independently verify or validate information received in the credit rating process or in preparing its Publications.

To the extent permitted by law, MOODY'S and its directors, officers, employees, agents, representatives, licensors and suppliers disclaim liability to any person or entity for any indirect, special, consequential, or incidental losses or damages whatsoever arising from or in connection with the information contained herein or the use of or inability to use any such information, even if MOODY'S or any of its directors, officers, employees, agents, representatives, licensors or suppliers is advised in advance of the possibility of such losses or damages, including but not limited to: (a) any loss of present or prospective profits or (b) any loss or damage arising where the relevant financial instrument is not the subject of a particular credit rating assigned by MOODY'S.

To the extent permitted by law, MOODY'S and its directors, officers, employees, agents, representatives, licensors and suppliers disclaim liability for any direct or compensatory losses or damages caused to any person or entity, including but not limited to by any negligence (but excluding fraud, willful misconduct or any other type of liability that, for the avoidance of doubt, by law cannot be excluded) on the part of, or any contingency within or beyond the control of, MOODY'S or any of its directors, officers, employees, agents, representatives, licensors or suppliers, arising from or in connection with the information contained herein or the use of or inability to use any such information.

NO WARRANTY, EXPRESS OR IMPLIED, AS TO THE ACCURACY, TIMELINESS, COMPLETENESS, MERCHANTABILITY OR FITNESS FOR ANY PARTICULAR PURPOSE OF ANY CREDIT RATING, ASSESSMENT, OTHER OPINION OR INFORMATION IS GIVEN OR MADE BY MOODY'S IN ANY FORM OR MANNER WHATSOEVER.

Moody's Investors Service, Inc., a wholly-owned credit rating agency subsidiary of Moody's Corporation ("MCO"), hereby discloses that most issuers of debt securities (including corporate and municipal bonds, debentures, notes and commercial paper) and preferred stock rated by Moody's Investors Service, Inc. have, prior to assignment of any credit rating, agreed to pay to Moody's Investors Service, Inc. for credit ratings opinions and services rendered by it fees ranging from \$1,000 to approximately \$5,000,000. MCO and Moody's Investors Service also maintain policies and procedures to address the independence of Moody's Investors Service credit ratings and credit rating processes. Information regarding certain affiliations that may exist between directors of MCO and rated entities, and between entities who hold credit ratings from Moody's Investors Service, Inc. and have also publicly reported to the SEC an ownership interest in MCO of more than 5%, is posted annually at [www.moody's.com](http://www.moody's.com) under the heading "Investor Relations — Corporate Governance — Charter Documents - Director and Shareholder Affiliation Policy."

Additional terms for Australia only: Any publication into Australia of this document is pursuant to the Australian Financial Services License of MOODY'S affiliate, Moody's Investors Service Pty Limited ABN 61 003 399 657 AFSL 336969 and/or Moody's Analytics Australia Pty Ltd ABN 94 105 136 972 AFSL 383569 (as applicable). This document is intended to be provided only to "wholesale clients" within the meaning of section 761G of the Corporations Act 2001. By continuing to access this document from within Australia, you represent to MOODY'S that you are, or are accessing the document as a representative of, a "wholesale client" and that neither you nor the entity you represent will directly or indirectly disseminate this document or its contents to "retail clients" within the meaning of section 761G of the Corporations Act 2001. MOODY'S credit rating is an opinion as to the creditworthiness of a debt obligation of the issuer, not on the equity securities of the issuer or any form of security that is available to retail investors.

Additional terms for Japan only: Moody's Japan K.K. ("MJKK") is a wholly-owned credit rating agency subsidiary of Moody's Group Japan G.K., which is wholly-owned by Moody's Overseas Holdings Inc., a wholly-owned subsidiary of MCO. Moody's SF Japan K.K. ("MSFJ") is a wholly-owned credit rating agency subsidiary of MJKK. MSFJ is not a Nationally Recognized Statistical Rating Organization ("NRSRO"). Therefore, credit ratings assigned by MSFJ are Non-NRSRO Credit Ratings. Non-NRSRO Credit Ratings are assigned by an entity that is not a NRSRO and, consequently, the rated obligation will not qualify for certain types of treatment under U.S. laws. MJKK and MSFJ are credit rating agencies registered with the Japan Financial Services Agency and their registration numbers are FSA Commissioner (Ratings) No. 2 and 3 respectively.

MJKK or MSFJ (as applicable) hereby disclose that most issuers of debt securities (including corporate and municipal bonds, debentures, notes and commercial paper) and preferred stock rated by MJKK or MSFJ (as applicable) have, prior to assignment of any credit rating, agreed to pay to MJKK or MSFJ (as applicable) for credit ratings opinions and services rendered by it fees ranging from JPY100,000 to approximately JPY550,000,000.

MJKK and MSFJ also maintain policies and procedures to address Japanese regulatory requirements.

REPORT NUMBER

1359335



## Contacts

Gerson Morgenstern      +49.69.70730.796  
*Associate Analyst*  
gerson.morgenstern@moodys.com